

# Planar Tetracoordinate Carbon Atoms in $M_4C$ Square Sheets ( $M = Ni, Pd, \text{ and } Pt$ ) Sandwiched between the Large $\pi$ -Coordinating Ligands $[C_8H_8]^{2-}$ and $[C_9H_9]^-$

Jin-Chang Guo<sup>[a,b]</sup> and Si-Dian Li<sup>\*[a,b]</sup>

**Keywords:** Planar tetracoordinate carbon / Palladium / Density functional calculations / Sandwich complexes / Electronic structure

Using the strategy of transition metal coordination together with that of large  $\pi$ -coordinating ligand complexation for planar tetracoordinate carbon (ptC) atoms, we present in this work a systematical DFT investigation on the possibility of ptC centers in  $M_4C$  square sheets sandwiched in  $[C_nH_n]M_4C[C_{n'}H_{n'}]$  complexes ( $M = Ni, Pd, Pt$ ;  $n, n' = 8, 9$ ) with the planar  $\pi$ -coordinating ligands  $[C_8H_8]^{2-}$  and  $[C_9H_9]^-$ . Introduction of a ptC center into an  $M_4$  square sheet to form four effective ptC–M bonds helped to stabilize the

$[C_nH_n]M_4C[C_{n'}H_{n'}]$  complexes thermodynamically, and the  $\pi$ -coordinating  $[C_8H_8]^{2-}$  and  $[C_9H_9]^-$  ligands were found to match the  $M_4C$  middle decks both geometrically and electronically. Planar tetracoordinate boron (ptB) and nitrogen (ptN) behave similarly to ptC in these sandwich structures. These model sandwich complexes invite experimental syntheses and characterizations in order to open up a new area in coordination chemistry for planar tetracoordinate carbon and other non-metal atoms.

## Introduction

Considerable and continuous efforts have been made to predict and produce planar tetracoordinate carbon (ptC) and planar hypercoordinate carbon atoms during the past forty years since the pioneering work by Hoffmann and co-workers in 1970.<sup>[1,2]</sup> ptC centers were observed by X-ray crystallography in stable anti-van't Hoff/LeBel compounds,<sup>[3]</sup> as exemplified by  $V_2(2,6\text{-dimethoxyphenyl})_4 \cdot THF$ ,<sup>[3a]</sup>  $Ca_4Ni_3C_5$ ,<sup>[3b,3c]</sup> and  $Cp_2Zr(\mu-\eta^1, \eta^2-Me_3SiCCPh)(\mu-Cl)AlMe_2$ .<sup>[3d]</sup> Various electronic, mechanical, and combined approaches have been used to achieve ptCs,<sup>[4,5]</sup> including the theoretically predicted ptC-containing penta-atomic molecules,<sup>[5]</sup> which were later confirmed in the gas phase by photoelectron spectroscopy.<sup>[6]</sup> Our group proposed the possibility of transition metal coordinated ptCs in  $D_{4h}$   $M_4H_4C$  hydridometal compounds ( $M = Cu, Ni$ ),<sup>[7]</sup> ptCs centered in the bared  $Cu_4C^{2+}$  cluster and in  $Cu, Ag$ , and  $Au$  organometallic compounds were also investigated in theory.<sup>[8]</sup> The very recent discovery of the highly stable  $[C_8H_8]Pd_4[C_9H_9]^+$  complex<sup>[9]</sup> with a nearly equilateral  $Pd_4$  square sheet sandwiched between the large  $\pi$ -coordinating ligands  $[C_8H_8]^{2-}$  and  $[C_9H_9]^-$  prompted us to insert a C atom at the center of the  $Pd_4$  unit to form a ptC-centered  $[C_8H_8]Pd_4C[C_9H_9]^+$  complex. This unusual sandwich complex with the formal total valence-electron count of 60 e

turned out to be a true minimum. Using the strategy of transition metal coordination together with that of large  $\pi$ -coordinating ligand complexation, we systematically investigated the possibility of forming ptC centers in group 10 transition metal squares sandwiched in  $[C_8H_8]M_4C[C_9H_9]^+$  and  $[C_8H_8]M_4C[C_8H_8]$  complexes ( $M = Ni, Pd, Pt$ ) at density functional theory (DFT) level in this work. Introducing a ptC into an  $M_4$  square to form four effective ptC–M bonds helped to stabilize the  $[C_nH_n]M_4C[C_{n'}H_{n'}]$  sandwich structures thermodynamically, and planar  $[C_8H_8]^{2-}$  and  $[C_9H_9]^-$  were found to be suitable ligands to flank the  $M_4C$  middle deck. Considering that  $Pd_4$  square sheets exist stably in the sandwich-type  $[C_8H_8]Pd_4[C_9H_9]^+$  complex and that ptC-centered  $Ni_4C$  units have been observed in  $Ca_4Ni_3C_5$ ,<sup>[3b,3c]</sup> we expected that the ptC-containing  $Ni_4C$ ,  $Pd_4C$ , and  $Pt_4C$  sandwich complexes  $[C_nH_n]M_4C[C_{n'}H_{n'}]$ , with the stable  $\pi$ -coordinating  $[C_8H_8]^{2-}$  and  $[C_9H_9]^-$  ligands would be viable candidates to be targeted in future experiments. This strategy has been extended to planar tetracoordinate boron (ptB) and nitrogen (ptN) in the  $[C_nH_n]M_4X[C_{n'}H_{n'}]$  complex series ( $X = B, N$ ) in this work.

## Theoretical Methods

Structural optimizations, vibrational analyses, and natural bond orbital (NBO) analyses were performed by using the hybrid B3LYP method<sup>[10]</sup> with the standard Gaussian basis of 6-311+G(3df,p) on H, B, C, N, and Ni, and with the Stuttgart quasi-relativistic pseudo-potentials and basis sets (Stuttgart RSC 1997 ECP) augmented with 2f and 1g

[a] Institute of Molecular Sciences, Shanxi University, Taiyuan 030006, Shanxi, P. R. China

[b] Institute of Material Sciences, Xinzhou Teachers University, Xinzhou 034000, Shanxi, P. R. China

Supporting information for this article is available on the WWW under <http://dx.doi.org/10.1002/ejic.201000620>.

functions<sup>[11]</sup> on Pd and Pt. In order to check the  $\pi$ -electron ring-current effects of the  $C_nH_n$  ligands, the total isotropic nucleus-independent chemical shifts (NICS) and their out-of-plane components (NICS<sub>zz</sub>)<sup>[12]</sup> were calculated at points 0.0–5.0 Å above the ring centers along the molecular axes perpendicular to the ligand planes. NICS<sub>zz</sub> components are considered to better reflect the  $\pi$ -electron effects than NICS values at points above the ring centers where  $\pi$  contributions dominate.<sup>[12d–12g]</sup> The optimized ptC-centered sandwich complexes of  $C_s$   $[C_8H_8]Pd_4C[C_9H_9]^+$  and  $D_{4h}$   $[C_8H_8]Pd_4C[C_8H_8]$  compared with the corresponding  $[C_nH_n]Pd_4[C_n'H_n']$  complex, which are all true minima without imaginary frequencies at the B3LYP level, are depicted in Figure 1. The primarily ptC-related molecular orbitals (MOs) of the high-symmetry  $D_{4h}$   $[C_8H_8]Pd_4C[C_8H_8]$  complex is shown in Figure 2. The detailed valence MOs of  $D_{4h}$   $[C_8H_8]Pd_4C[C_8H_8]$  are depicted in the Supporting Information. The NICS and NICS<sub>zz</sub> scans of the  $Pd_4C$ -contain-

ing  $C_s$   $[C_8H_8]Pd_4C[C_9H_9]^+$  and  $D_{4h}$   $[C_8H_8]Pd_4C[C_8H_8]$  complexes are given in Figure 3. The calculated electronic properties of the concerned complexes, including the eigenvalues of the highest occupied MOs (HOMOs), and the energy gaps between the HOMOs and the lowest unoccupied MOs (LUMOs) are given in Table 1. The first vertical ioni-

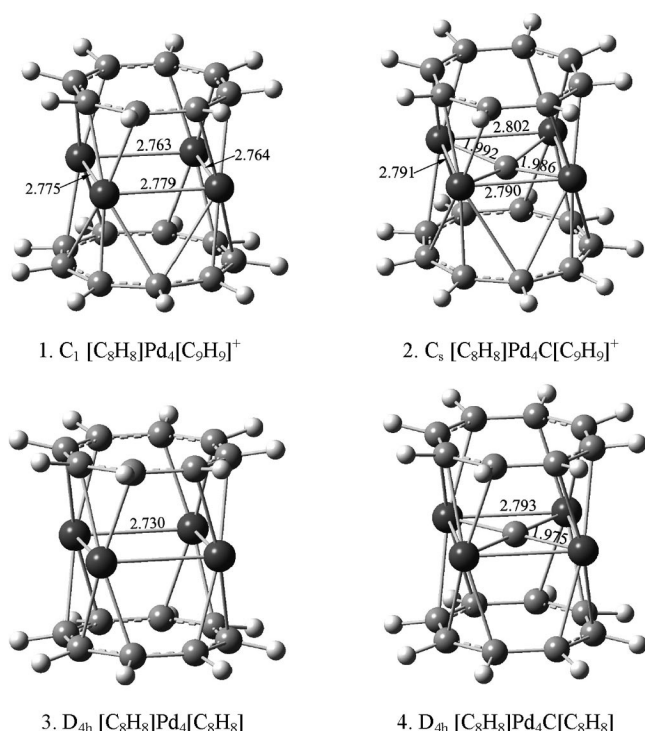


Figure 1. Optimized geometries of the  $M_4C$ -centered  $C_s$   $[C_8H_8]Pd_4C[C_9H_9]^+$  and  $D_{4h}$   $[C_8H_8]Pd_4C[C_8H_8]$  sandwich complexes with the bond lengths around the ptC centers indicated in Å. The corresponding empty-centered  $[C_nH_n]Pd_4[C_n'H_n']$  complexes are depicted for comparison.

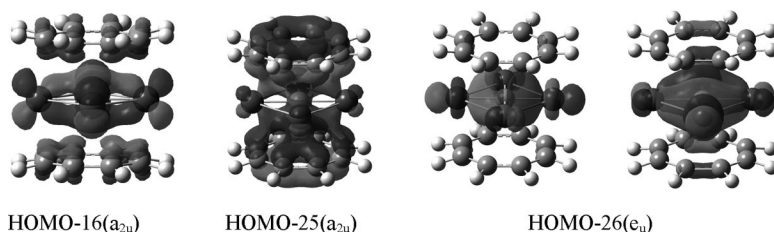
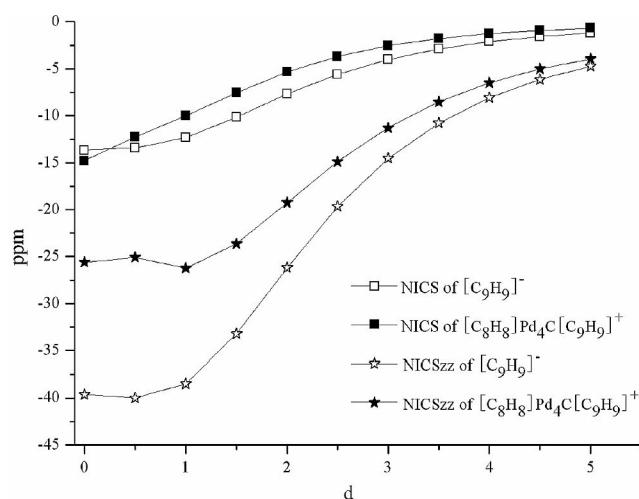
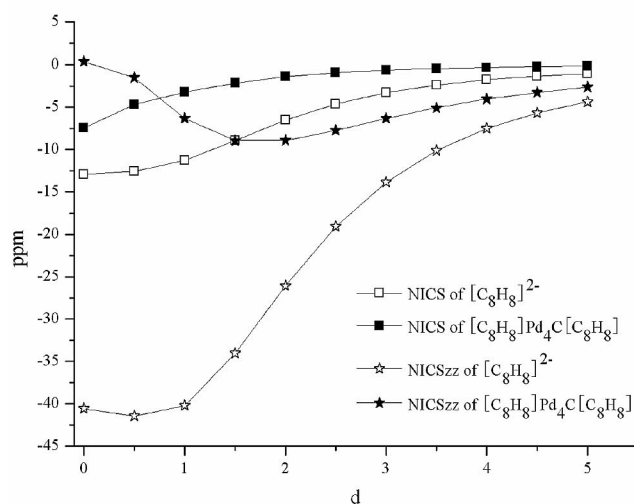


Figure 2. Primarily ptC-related molecular orbitals of  $D_{4h}$   $[C_8H_8]Pd_4C[C_8H_8]$ .



(a)



(b)

Figure 3. NICS and NICS<sub>zz</sub> scans of (a)  $C_s$   $[C_8H_8]Pd_4C[C_9H_9]^+$  (2) and (b)  $D_{4h}$   $[C_8H_8]Pd_4C[C_8H_8]$  (4) compared with those of the free  $D_{9h}$   $[C_9H_9]^-$  and  $D_{8h}$   $[C_8H_8]^{2-}$  ligands, with the NICS and NICS<sub>zz</sub> values in ppm and the distances (d) from the ring centers in Å.

Table 1. Calculated natural atomic charges ( $q_{\text{ptC}}$ ,  $q_{\text{M}}/|e|$ ) and the total Wiberg bond indices ( $\text{WBI}_{\text{ptC}}$ ,  $\text{WBI}_{\text{M}}$ ) of the ptC centers and periphery transition metal atoms M, the Wiberg bond indices of the ptC–M interactions ( $\text{WBI}_{\text{ptC-M}}$ ), NICS(1) and NICS(1)<sub>zz</sub> values in ppm, HOMO energies ( $E_{\text{HOMO}}/\text{eV}$ ), and HOMO–LUMO energy gaps ( $\Delta E_{\text{gap}}/\text{eV}$ ) of the  $[\text{C}_n\text{H}_n]\text{M}_4\text{C}[\text{C}_{n'}\text{H}_{n'}]$  complexes at B3LYP level. The IP values of the neutrals are also indicated in eV.

	$q_{\text{ptC}}$	$\text{WBI}_{\text{ptC}}$	$q_{\text{M}}$	$\text{WBI}_{\text{M}}$	$\text{WBI}_{\text{ptC-M}}$	NICS(1)	NICS(1) <sub>zz</sub>	$E_{\text{HOMO}}$	$\Delta E_{\text{gap}}$	IP
$\text{C}_1 [\text{C}_8\text{H}_8]\text{Pd}_4[\text{C}_9\text{H}_9]^+$			+0.42 to +0.43	1.612 to 1.614		−4.63	−4.49	−9.26	2.61	
$\text{C}_s [\text{C}_8\text{H}_8]\text{Pd}_4\text{C}[\text{C}_9\text{H}_9]^+$	−0.33	3.20	+0.50 to +0.51	1.70 to 1.72	0.59 to 0.60	−9.96	−26.23	−8.16	1.89	
$\text{C}_s [\text{C}_8\text{H}_8]\text{Ni}_4\text{C}[\text{C}_9\text{H}_9]^+$	−0.48	3.19	+0.61 to +0.62	1.88 to 1.90	0.59 to 0.62	−9.13	−19.07	−8.25	2.15	
$\text{C}_s [\text{C}_8\text{H}_8]\text{Pt}_4\text{C}[\text{C}_9\text{H}_9]^+$	−0.56	3.24	+0.52 to +0.53	2.14 to 2.16	0.58 to 0.62	−8.02	−21.47	−8.16	2.30	
$D_{4h} [\text{C}_8\text{H}_8]\text{Pd}_4[\text{C}_8\text{H}_8]$			+0.38	1.57		+1.52	+10.31	−5.29	2.55	6.71
$D_{4h} [\text{C}_8\text{H}_8]\text{Pd}_4\text{C}[\text{C}_8\text{H}_8]$	−0.32	3.15	+0.46	1.73	0.59	−3.21	−6.32	−4.35	1.92	5.71
$D_{4h} [\text{C}_8\text{H}_8]\text{Ni}_4\text{C}[\text{C}_8\text{H}_8]$	−0.47	3.14	+0.57	1.88	0.59	−5.15	−7.01	−4.18	2.27	5.30
$C_{4v} [\text{C}_8\text{H}_8]\text{Pt}_4\text{C}[\text{C}_8\text{H}_8]$	−0.57	3.21	+0.47	2.15	0.60	−4.88	−12.75	−4.33	2.05	5.76

zation potentials (IPs) of the neutrals were calculated as the energy differences between the neutrals and the corresponding cations in the optimized neutral structures. We mainly focused on the ptC-containing  $\text{M}_4\text{C}$  complexes ( $\text{M} = \text{Pd}$ ,  $\text{Ni}$ ,  $\text{Pt}$ ) in the following discussions, and especially on the experimentally closely related  $\text{Pd}_4\text{C}$  series. Results on ptB-centered  $\text{M}_4\text{B}$  and ptN-centered  $\text{M}_4\text{N}$  complexes are also summarized in the Supporting Information. All the calculations in this work were carried out by using the Gaussian 03 program.<sup>[13]</sup>

## Results and Discussion

Similar to the experimentally known  $\text{C}_1 [\text{C}_8\text{H}_8]\text{Pd}_4[\text{C}_9\text{H}_9]^+$  (**1**),<sup>[9]</sup> the ptC-centered  $\text{C}_s [\text{C}_8\text{H}_8]\text{Pd}_4\text{C}[\text{C}_9\text{H}_9]^+$  (**2**) possesses a typical sandwich structure with the  $\text{C}_8\text{H}_8$  ring coordinating to the nearly equilateral  $\text{Pd}_4\text{C}$  square sheet in a  $\mu_4\text{-}\eta^2\text{:}\eta^2\text{:}\eta^2\text{:}\eta^2$  mode ( $r_{\text{Pd-C}(\text{C}_8\text{H}_8)} = 2.32\text{--}2.34 \text{ \AA}$ ) and  $\text{C}_9\text{H}_9$  in a  $\mu_4\text{-}\eta^2\text{:}\eta^2\text{:}\eta^3\text{:}\eta^3$  mode ( $r_{\text{Pd-C}(\text{C}_9\text{H}_9)} = 2.40$  and  $2.47 \text{ \AA}$  for  $\eta^2\text{-Pd}$ ;  $r_{\text{Pd-C}(\text{C}_9\text{H}_9)} = 2.62$ ,  $2.39$ , and  $2.85 \text{ \AA}$  for  $\eta^3\text{-Pd}$ , with one C atom on the  $\text{C}_9\text{H}_9$  ring coordinating to two Pd atoms with the longest Pd–C distances). The ptC-centered  $\text{C}_s$  **2** has an average Pd–Pd distance of  $2.79 \text{ \AA}$ , which is  $0.07 \text{ \AA}$  longer than the measured value of  $2.72 \text{ \AA}$  in  $\text{C}_1 [\text{C}_8\text{H}_8]\text{Pd}_4[\text{C}_9\text{H}_9]^+$ .<sup>[9]</sup> The calculated ptC–Pd distances of  $r_{\text{ptC-Pd}} = 1.986$  and  $1.992 \text{ \AA}$  in  $\text{C}_s$  **2** were shorter than the sum of the covalent radii of Pd and C ( $2.14 \text{ \AA}$ ), indicating that effective ptC–Pd bonds have been formed around the ptC center. The calculated total atomic Wiberg bond order of  $\text{WBI}_{\text{ptC}} = 3.20$  and the individual bond orders of  $\text{WBI}_{\text{ptC-Pd}} = 0.59\text{--}0.60$  generally agree with the ptC-related bond orders reported in the literature.<sup>[1–8]</sup> These values also indicate that multicenter interactions, which are not included in the calculation of individual  $\text{WBI}_{\text{ptC-Pd}}$ , make considerable contribution to the chemical bonding in this complex. The low natural atomic charges of  $q_{\text{ptC}} = -0.33 |e|$  and  $q_{\text{Pd}} = +0.50$  to  $+0.51 |e|$  suggest that the ptC–Pd interactions are mainly covalent in  $\text{C}_s$  **2**. The periphery Pd atoms have the calculated total bond order of  $\text{WBI}_{\text{Pd}} = 1.70\text{--}1.72$ . Triplet and quintet sandwich isomers were found to be considerably less stable than singlet  $\text{C}_s$  **2** at the same theoretical level. Similar results have been obtained for  $\text{C}_s [\text{C}_8\text{H}_8]\text{Ni}_4\text{C}[\text{C}_9\text{H}_9]^+$  with  $r_{\text{ptC-Ni}} = 1.813$  and  $1.820 \text{ \AA}$  and  $\text{C}_s [\text{C}_8\text{H}_8]\text{Pt}_4\text{C}[\text{C}_9\text{H}_9]^+$  with  $r_{\text{ptC-Pt}} = 2.053$  and  $2.067 \text{ \AA}$ .

Flanking a  $\text{Pd}_4$  square with two equivalent  $\text{C}_8\text{H}_8$  rings in a  $\mu_4\text{-}\eta^2\text{:}\eta^2\text{:}\eta^2\text{:}\eta^2$  mode produces the sandwich-like  $D_{4h} [\text{C}_8\text{H}_8]\text{Pd}_4[\text{C}_8\text{H}_8]$  (**3**) that has a Pd–Pd bond length of  $r_{\text{Pd-Pd}} = 2.730 \text{ \AA}$ . Inserting a ptC at the center of  $D_{4h}$  **3**, the highly symmetrical  $D_{4h} [\text{C}_8\text{H}_8]\text{Pd}_4\text{C}[\text{C}_8\text{H}_8]$  (**4**), which contains a perfect  $\text{Pd}_4\text{C}$  square, is obtained. The ptC-centered  $D_{4h}$  **4** has 60 valence electrons and possesses bond lengths of  $r_{\text{Pd-Pd}} = 2.793 \text{ \AA}$  and  $r_{\text{ptC-Pd}} = 1.975 \text{ \AA}$  and bond orders of  $\text{WBI}_{\text{Pd}} = 1.73$ ,  $\text{WBI}_{\text{ptC}} = 3.15$ , and  $\text{WBI}_{\text{ptC-Pd}} = 0.59$ . Typical coordination bonds are formed between the  $\text{Pd}_4\text{C}$  core and the two  $[\text{C}_8\text{H}_8]^{2-}$  ligands ( $r_{\text{Pd-C}(\text{C}_8\text{H}_8)} = 2.392 \text{ \AA}$  and  $\text{WBI}_{\text{Pd-C}(\text{C}_8\text{H}_8)} = 0.16$ ). Interestingly, the two  $\text{C}_8\text{H}_8$  rings in  $D_{4h}$  **4** exhibit certain bond length alternations ( $r_{\text{C=C}} = 1.402 \text{ \AA}$  and  $r_{\text{C-C}} = 1.458 \text{ \AA}$ ) with an averaged C–C distance of  $r_{\text{C-C}} = 1.430 \text{ \AA}$ , which is  $0.016 \text{ \AA}$  longer than the corresponding value of  $r_{\text{C-C}} = 1.414 \text{ \AA}$  in a perfect  $D_{8h} [\text{C}_8\text{H}_8]^{2-}$  dianion<sup>[14]</sup> at the same B3LYP level. The C–C bond-length alternation in  $[\text{C}_n\text{H}_n]\text{M}_4\text{C}[\text{C}_{n'}\text{H}_{n'}]$  complexes studied in this work is related to the fact that each periphery transition metal atom in these  $\text{M}_4\text{C}$  square sheets is coordinated in a  $\eta^2$  mode to two C=C  $\pi\text{--}\pi$  bonds above and below it (see Figure 1). The perfect  $D_{4h} [\text{C}_8\text{H}_8]\text{Ni}_4\text{C}[\text{C}_8\text{H}_8]$  complex and the slightly distorted  $C_{4v} [\text{C}_8\text{H}_8]\text{Pt}_4\text{C}[\text{C}_8\text{H}_8]$  complex behave similarly to  $D_{4h}$  **4**. A perfect  $D_{4h} [\text{C}_8\text{H}_8]\text{Pt}_4\text{C}[\text{C}_8\text{H}_8]$  complex proved to be a transition state leading to the  $C_{4v}$  geometry that contains a quasi-ptC center lying  $0.271 \text{ \AA}$  above the  $\text{Pt}_4$  plane (see detailed coordinates in Supporting Information).

With one less and one more valence electron than C both B and N, respectively, can be used to substitute the ptC centers in  $\text{C}_s$  **2** and  $D_{4h}$  **4** to produce the isoelectronic ptB-containing  $\text{C}_s [\text{C}_8\text{H}_8]\text{Pd}_4\text{B}[\text{C}_9\text{H}_9]$  complex, the slightly distorted ptN-containing  $\text{C}_1 [\text{C}_8\text{H}_8]\text{Pd}_4\text{N}[\text{C}_9\text{H}_9]^{2+}$  complex, the ptB-containing  $D_{2d} [\text{C}_8\text{H}_8]\text{Pd}_4\text{B}[\text{C}_8\text{H}_8]^-$  complex, and the ptN-containing  $D_{2d} [\text{C}_8\text{H}_8]\text{Pd}_4\text{N}[\text{C}_8\text{H}_8]^+$  complex (see details in Supporting Information). These ptB- and ptN-containing sandwich complexes all were found to be true minima similar to the corresponding ptC-containing complexes. For example, the bond lengths and the bond orders in the high-symmetry  $[\text{C}_8\text{H}_8]\text{Pd}_4\text{X}[\text{C}_8\text{H}_8]$  complexes ( $\text{X} = \text{B}$ ,  $\text{C}$ ,  $\text{N}$ ) ( $r_{\text{Pd-Pd}} = 2.819 \text{ \AA}$ ,  $r_{\text{ptB-Pd}} = 1.993 \text{ \AA}$ ,  $\text{WBI}_{\text{ptB}} = 3.20$ , and  $\text{WBI}_{\text{ptB-Pd}} = 0.54$  for  $D_{2d} [\text{C}_8\text{H}_8]\text{Pd}_4\text{B}[\text{C}_8\text{H}_8]^-$ ;  $r_{\text{Pd-Pd}} = 2.857 \text{ \AA}$ ,  $r_{\text{ptN-Pd}} = 2.020 \text{ \AA}$ ,  $\text{WBI}_{\text{ptN}} = 2.47$ , and  $\text{WBI}_{\text{ptN-Pd}} = 0.41$  for  $D_{2d} [\text{C}_8\text{H}_8]\text{Pd}_4\text{N}[\text{C}_8\text{H}_8]^+$ ) compare



favourably with those obtained for  $D_{4h}$   $[\text{C}_8\text{H}_8]\text{Pd}_4\text{C}[\text{C}_8\text{H}_8]$  (**4**) ( $r_{\text{Pd-Pd}} = 2.793 \text{ \AA}$ ,  $r_{\text{PtC-Pd}} = 1.975 \text{ \AA}$ ,  $\text{WBI}_{\text{PtC}} = 3.15$ , and  $\text{WBI}_{\text{PtC-Pd}} = 0.59$ ). The low covalent bond order of the ptN center can be explained by the relatively strong ionic interaction formed between the highly negatively charged ptN center ( $q_{\text{ptN}} = -0.97 |e|$ ) and the four positively charged Pd periphery atoms ( $q_{\text{Pd}} = +0.65 |e|$ ). Similar situations exist for the low-symmetry  $[\text{C}_8\text{H}_8]\text{Pd}_4\text{X}[\text{C}_9\text{H}_9]$  series ( $\text{X} = \text{B}, \text{C}, \text{N}$ ).

Orbital analyses can be used to explain the bonding nature of these ptC centers. The atomic electron configurations of the ptC  $[\text{He}]2s^{1.83}2p^{2.42}(2s^{1.83}2p_x^{0.69}2p_y^{0.81}2p_z^{0.91})$  in  $C_s$  **2** and the ptC  $[\text{He}]2s^{1.87}2p^{2.36}(2s^{1.87}2p_x^{0.93}p_y^{0.93}p_z^{0.51})$  in  $D_{4h}$  **4** reveal significant ptC  $2p_z$  occupation in agreement with the Wang–Schleyer ptC bonding model, which is based conceptually on stabilization of the vacant ptC  $2p_z$  through electron transfer.<sup>[8a,15]</sup> PtC serves as a  $\sigma$ -acceptor and a  $\pi$ -donor in planar tetra- and hypercoordinate carbon systems.<sup>[1–8,16]</sup> As shown in Figure 2, both the HOMO-16( $a_{2u}$ ) and HOMO-25( $a_{2u}$ ) of  $D_{4h}$   $[\text{C}_8\text{H}_8]\text{Pd}_4\text{C}[\text{C}_8\text{H}_8]$  (**4**) contain an in-phase  $\pi$ -overlap between the ptC  $2p_z$  and the four equivalent periphery Pd 4d orbitals, while the delocalized  $\pi$  MOs of the  $[\text{C}_8\text{H}_8]^{2-}$  ligands form an antibonding interaction with the  $\text{Pd}_4\text{C}$  middle deck in the former and a bonding interaction in the latter. The all-in-phase bonding HOMO-25( $a_{2u}$ ) involves a weak overlap between the ptC  $2p_z$  orbital and the delocalized  $\pi$  MOs of the ligands, which is expected to promote the ring-current effects of the  $\text{C}_8\text{H}_8$  rings. The degenerate HOMO-26( $e_u$ ) represents two effective  $\sigma$ -bonds between the ptC  $2p_x, 2p_y$  and the Pd 4d orbitals in radial directions in the  $\text{Pd}_4\text{C}$  plane, with the corresponding antibonding orbitals LUMO+2( $e_u$ ) unoccupied (see Supporting Information). The in-phase bonding MOs of HOMO-13( $b_{1g}$ ), the degenerate HOMO-22( $e_u$ ), and HOMO-27( $a_{1g}$ ) mainly represent the  $\text{Pd}(d_{z^2})$ -ligand( $\pi$ ) coordination interactions in the vertical direction (see Supporting Information). Similar electronic configurations and ptC-related MOs exist in  $C_s$  **2** and other ptC-centered sandwich complexes.

As shown in Figure 3, the NICS values of the free  $10\pi$   $[\text{C}_9\text{H}_9]^-$  ( $D_{9h}$ ) and  $[\text{C}_8\text{H}_8]^{2-}$  ( $D_{8h}$ ) rings increase monotonically, while their  $\text{NICS}_{zz}$  components exhibit only very shallow minima at points 0.5–1.0  $\text{\AA}$  above the ring centers, unlike the prototypical free  $6\pi$   $\text{C}_6\text{H}_6$  ( $D_{6h}$ ) ring, which possesses deep minima at both  $\text{NICS}(1)$  and  $\text{NICS}(1)_{zz}$ .<sup>[12g]</sup> The  $\text{C}_9\text{H}_9$  ring in the  $C_s$  **2** complex behaves quite similarly to the free  $D_{9h}$   $[\text{C}_9\text{H}_9]^-$  ligand for both NICS and  $\text{NICS}_{zz}$  [see Figure 3(a)]. The conventional values of  $\text{NICS}(1) = -9.96 \text{ ppm}$  and  $\text{NICS}(1)_{zz} = -26.23 \text{ ppm}$  compare favourably, albeit systematically lower, with  $\text{NICS}(1) = -12.32 \text{ ppm}$  and  $\text{NICS}(1)_{zz} = -38.49 \text{ ppm}$  obtained for the free  $[\text{C}_9\text{H}_9]^-$ . For the  $\text{C}_8\text{H}_8$  rings in the  $D_{4h}$   $[\text{C}_8\text{H}_8]\text{Pd}_4\text{C}[\text{C}_8\text{H}_8]$  (**4**) complex, which possesses C–C bond length alternation, the calculated NICS and  $\text{NICS}_{zz}$  values are less negative than the corresponding values obtained for the free  $[\text{C}_8\text{H}_8]^{2-}$  ligand between 0.0 and 2.0  $\text{\AA}$  above the ring center [see Figure 3(b) and Table 1]. NBO analyses indicated that a  $\pi$ -donating  $\text{C}_8\text{H}_8$  ring in the neutral  $D_{4h}$   $[\text{C}_8\text{H}_8]$ -

$\text{Pd}_4\text{C}[\text{C}_8\text{H}_8]$  (**4**) complex carries a net natural charge of  $q_{[\text{C}_8\text{H}_8]} = -1.08 |e|$ , a value much smaller than the formal charge ( $q_{[\text{C}_8\text{H}_8]} = -2.0 |e|$ ) of a free  $D_{8h}$   $[\text{C}_8\text{H}_8]^{2-}$ , which results in significantly less effective ring-current effects and therefore less negative NICS and  $\text{NICS}_{zz}$  values for the complex. The charge transfers from the  $\text{M}_4\text{C}$  middle sheets are not effective enough to fully satisfy the formal charge states of  $[\text{C}_9\text{H}_9]^-$  and  $[\text{C}_8\text{H}_8]^{2-}$  for the large carbocyclic ligands in the complexes. Nevertheless, the overall variation and convergence behavior of the ligands in the complexes and in the free gas states appear to be similar (Figure 3). The ptC-centered  $[\text{C}_n\text{H}_n]\text{M}_4\text{C}[\text{C}_{n'}\text{H}_{n'}]$  complexes have more negative NICS(1) and  $\text{NICS}(1)_{zz}$  values than the corresponding empty-centered  $[\text{C}_n\text{H}_n]\text{M}_4[\text{C}_{n'}\text{H}_{n'}]$  complexes (see Table 1), indicating that the ptC centers help to promote the ring-current effects of the ligands in these complexes, which is in agreement with the orbital analyses presented above.

To check the thermodynamic stability of the ptC-containing complexes, we calculated the “insertion energies” of the ptC centers ( $\Delta E_{\text{ptC}}$ ) in the following processes.



We found them to be  $\Delta E_{\text{ptC}} = -83.3$ ,  $-51.7$ , and  $-56.0 \text{ kcal mol}^{-1}$  in (1) and  $\Delta E_{\text{ptC}} = -74.0$ ,  $-41.2$ , and  $-42.8 \text{ kcal mol}^{-1}$  in (2) for  $\text{M} = \text{Ni}, \text{Pd}$ , and  $\text{Pt}$ , respectively. These negative energy changes indicate that the insertion of a ptC atom to form four effective ptC–M bonds helps to stabilize the  $[\text{C}_8\text{H}_8]\text{M}_4\text{C}[\text{C}_9\text{H}_9]^+$  and  $[\text{C}_8\text{H}_8]\text{M}_4\text{C}[\text{C}_8\text{H}_8]$  complexes thermodynamically. It is worth noting that the ptCs in the  $\text{Ni}_4\text{C}$  squares possess significantly higher insertion energies than in both  $\text{Pd}_4\text{C}$  and  $\text{Pt}_4\text{C}$  in these processes. An  $\text{Ni}_4$  square best matches in size both the ptC center and the carbocyclic  $\text{C}_n\text{H}_n$  ligands ( $n = 8, 9$ ) in the  $[\text{C}_n\text{H}_n]\text{M}_4\text{C}[\text{C}_{n'}\text{H}_{n'}]$  series ( $\text{M} = \text{Ni}, \text{Pd}$ , and  $\text{Pt}$ ). This observation supports the fact that ptC centers have already been observed in square  $\text{Ni}_4\text{C}$  in crystalline  $\text{Ca}_4\text{Ni}_3\text{C}_5$ <sup>[3b,3c]</sup> and have been predicted as possible in the hydridonickel compound  $\text{Ni}_4\text{H}_4\text{C}$ .<sup>[7]</sup> As indicated in Table 1, these ptC-centered complexes also possess considerably low HOMO energies ( $E_{\text{HOMO}} = -4.2$  to  $-8.3 \text{ eV}$ ) and wide HOMO–LUMO energy gaps ( $\Delta E_{\text{gap}} = 1.9$ – $2.3 \text{ eV}$ ), further supporting their thermodynamic stability. The  $[\text{C}_8\text{H}_8]\text{M}_4\text{C}[\text{C}_8\text{H}_8]$  neutrals all have relatively high ionization potentials, with the calculated IPs = 5.30–5.76 eV at the DFT level. Vibrational analysis showed that these ptC-containing complexes possess a characteristic ptC–M in-plane stretching vibrational frequency at approximately  $500 \text{ cm}^{-1}$ , which is absent in the corresponding empty-centered systems (see Figure S1 in the Supporting Information).

## Conclusions

In this work, we have performed a systematical DFT investigation on the possibility of ptC-centered  $[\text{C}_n\text{H}_n]\text{M}_4\text{C}[\text{C}_{n'}\text{H}_{n'}]$  sandwich complexes ( $\text{M} = \text{Ni}, \text{Pd}, \text{Pt}$ ;  $n, n' =$

8, 9) with the large  $\pi$ -coordinating  $[\text{C}_8\text{H}_8]^{2-}$  and  $[\text{C}_9\text{H}_9]^-$  ligands. Introduction of a ptC center into a square  $\text{M}_4$  sheet to form four effective ptC–M bonds helps to stabilize the  $[\text{C}_n\text{H}_n]\text{M}_4\text{C}[\text{C}_n\text{H}_n]$  complexes thermodynamically, and the  $[\text{C}_8\text{H}_8]^{2-}$  and  $[\text{C}_9\text{H}_9]^-$  ligands were found to match the  $\text{M}_4\text{C}$  middle decks both geometrically and electronically; ptB and ptN centers behave similarly to ptC centers with certain structural distortions. These novel sandwich complexes invite experimental syntheses and characterizations in order to open up a new area in coordination chemistry for ptC and other planar tetracoordinate atoms.

**Supporting Information** (see footnote on the first page of this article): Calculated IR spectra of  $\text{C}_s$   $[\text{C}_8\text{H}_8]\text{Pd}_4\text{C}[\text{C}_9\text{H}_9]^+$  and  $\text{C}_1$   $[\text{C}_8\text{H}_8]\text{Pd}_4[\text{C}_9\text{H}_9]^+$ , valence MOs of  $D_{4h}$   $[\text{C}_8\text{H}_8]\text{Pd}_4\text{C}[\text{C}_8\text{H}_8]$ , lowest vibrational frequencies, zero point energies, and optimized coordinates of the  $[\text{C}_n\text{H}_n]\text{M}_4\text{X}[\text{C}_n\text{H}_n]$  and  $[\text{C}_n\text{H}_n]\text{M}_4[\text{C}_n\text{H}_n]$  complexes (X = C, B, N).

- [1] a) R. Hoffmann, R. W. Alder Jr., C. F. Wilcox, *J. Am. Chem. Soc.* **1970**, *92*, 4992; b) J. B. Collins, J. D. Dill, E. D. Jemmis, Y. Apeloig, P. v. R. Schleyer, R. Seeger, J. A. Pople, *J. Am. Chem. Soc.* **1976**, *98*, 5419.
- [2] a) R. Keese, *Chem. Rev.* **2006**, *106*, 4787; b) V. I. Minkin, R. M. Minyaev, R. Hoffmann, *Russ. Chem. Rev.* **2002**, *71*, 869; c) L. Radom, D. Rasmussen, *Pure Appl. Chem.* **1998**, *70*, 1977; d) K. Sorger, P. v. R. Schleyer, *THEOCHEM* **1995**, *338*, 317; e) D. Röttger, G. Erker, *Angew. Chem. Int. Ed. Engl.* **1997**, *36*, 812; f) W. Siebert, A. Gunale, *Chem. Soc. Rev.* **1999**, *28*, 367; g) G. Erker, *Chem. Soc. Rev.* **1999**, *28*, 307; h) G. Merino, M. A. Mendez-Rojas, A. Vela, T. Heine, *J. Comput. Chem.* **2007**, *28*, 362; i) K. Exner, P. v. R. Schleyer, *Science* **2000**, *290*, 1937; j) Z.-X. Wang, P. v. R. Schleyer, *Science* **2001**, *292*, 2645.
- [3] a) F. A. Cotton, M. J. Millar, *J. Am. Chem. Soc.* **1977**, *99*, 7886; b) U. E. Musanke, W. Jeitschko, *Z. Naturforsch., Teil B* **1991**, *46*, 1177; c) E. F. Merschrod, S. H. Tang, R. Hoffmann, *Z. Naturforsch., Teil B* **1998**, *53*, 322; d) G. Erker, R. Zwitter, C. Kruger, R. Noe, S. Werner, *J. Am. Chem. Soc.* **1990**, *112*, 9620; e) G. Erker, M. Albrecht, C. Kruger, S. Werner, *Organometallics* **1991**, *10*, 3791; f) M. Albrecht, G. Erker, C. Kruger, *SYN-LETT* **1993**, *7*, 441; g) G. Erker, *Comments Inorg. Chem.* **1992**, *13*, 111; h) C. H. Suresh, G. Frenking, *Organometallics*, DOI: 10.1021/om100260p.
- [4] See recent papers: a) Y. Wang, *J. Comput. Chem.* **2009**, *30*, 2122; b) C. Zhang, W. Sun, Z. Cao, *J. Am. Chem. Soc.* **2008**, *130*, 5638; c) Z.-X. Wang, C.-G. Zhang, Z. Chen, P. v. R. Schleyer, *Inorg. Chem.* **2008**, *47*, 1332; d) K. Ito, Z. Chen, C. Corminboeuf, C. S. Wannere, X. H. Zhang, Q. S. Li, P. v. R. Schleyer, *J. Am. Chem. Soc.* **2007**, *129*, 1510; e) G. Merino, M. A. Mendez-Rojas, H. I. Beltran, C. Corminboeuf, T. Heine, A. Vela, *J. Am. Chem. Soc.* **2004**, *126*, 16160; f) Z.-X. Wang, P. v. R. Schleyer, *J. Am. Chem. Soc.* **2002**, *124*, 11979.
- [5] a) P. v. R. Schleyer, A. I. Boldyrev, *J. Chem. Soc., Chem. Commun.* **1991**, 1536; b) A. I. Boldyrev, J. Simons, *J. Am. Chem. Soc.* **1998**, *120*, 7967.
- [6] a) X. Li, L.-S. Wang, A. I. Boldyrev, J. Simons, *J. Am. Chem. Soc.* **1999**, *121*, 6033; b) L.-S. Wang, A. I. Boldyrev, X. Li, J. Simons, *J. Am. Chem. Soc.* **2000**, *122*, 7681; c) X. Li, H. J. Zhai, L.-S. Wang, *Chem. Phys. Lett.* **2002**, *357*, 415; d) X. Li, H.-F. Zhang, L.-S. Wang, G. D. Geske, A. I. Boldyrev, *Angew. Chem.* **2000**, *112*, 3776; *Angew. Chem. Int. Ed.* **2000**, *39*, 3630.
- [7] a) S.-D. Li, G.-M. Ren, C.-Q. Miao, Z.-H. Jin, *Angew. Chem. Int. Ed.* **2004**, *43*, 1371; b) S.-D. Li, G.-M. Ren, C.-Q. Miao, *J. Phys. Chem. A* **2005**, *109*, 259; c) Y.-B. Wu, C.-X. Yuan, F. Gao, H.-G. Lu, J.-C. Guo, S.-D. Li, Y.-K. Wang, P. Yang, *Organometallics* **2007**, *26*, 4395.
- [8] a) D. Roy, C. Corminboeuf, C. S. Wannere, R. B. King, P. v. R. Schleyer, *Inorg. Chem.* **2006**, *45*, 8902; b) M.-D. Su, *Inorg. Chem.* **2005**, *44*, 4829.
- [9] T. Murahashi, R. Inoue, K. Usui, S. Ogoshi, *J. Am. Chem. Soc.* **2009**, *131*, 9888.
- [10] a) A. D. Becke, *J. Chem. Phys.* **1993**, *98*, 5648; b) C. Lee, W. Yang, R. G. Parr, *Phys. Rev. B* **1988**, *37*, 785.
- [11] a) D. Feller, *J. Comput. Chem.* **1996**, *17*, 1571; b) K. L. Schuchardt, B. T. Didier, T. Elsethagen, L. Sun, V. Gurumoorthi, J. Chase, J. Li, T. L. Windus, *J. Chem. Inf. Model.* **2007**, *47*, 1045; c) J. M. L. Martin, A. Sundermann, *J. Chem. Phys.* **2001**, *114*, 3408.
- [12] a) P. v. R. Schleyer, C. Maerker, A. Dransfeld, H. Jiao, N. J. R. E. Hommes, *J. Am. Chem. Soc.* **1996**, *118*, 6317; b) P. v. R. Schleyer, H. Jiao, N. J. R. E. Hommes, V. G. Malkin, O. L. Malkina, *J. Am. Chem. Soc.* **1997**, *119*, 12669; c) P. v. R. Schleyer, M. Manoharan, Z.-X. Wang, B. Kiran, H. Jiao, R. Puchta, N. J. R. E. Hommes, *Org. Lett.* **2001**, *3*, 2465; d) H. Fallah-Bagher-Shaidaei, C. S. Wannere, C. Corminboeuf, R. Puchta, P. v. R. Schleyer, *Org. Lett.* **2006**, *8*, 863; e) Z. Chen, C. S. Wannere, C. Corminboeuf, R. Puchta, P. v. R. Schleyer, *Chem. Rev.* **2005**, *105*, 3842; f) C. Corminboeuf, T. Heine, G. Seifert, P. v. R. Schleyer, *Phys. Chem. Chem. Phys.* **2004**, *6*, 273; g) A. Stanger, *J. Org. Chem.* **2006**, *71*, 883.
- [13] M. J. Frisch, G. W. Trucks, H. B. Schlegel, G. E. Scuseria, M. A. Robb, J. R. Cheeseman, J. A. Montgomery Jr., T. Vreven, K. N. Kudin, J. C. Burant, J. M. Millam, S. S. Iyengar, J. Tomasi, V. Barone, B. Mennucci, M. Cossi, G. Scalmani, N. Rega, G. A. Petersson, H. Nakatsuji, M. Hada, M. Ehara, K. Toyota, R. Fukuda, J. Hasegawa, M. Ishida, T. Nakajima, Y. Honda, O. Kitao, H. Nakai, M. Klene, X. Li, J. E. Knox, H. P. Hratchian, J. B. Cross, C. Adamo, J. Jaramillo, R. Gomperts, R. E. Stratmann, O. Yazyev, A. J. Austin, R. Cammi, C. Pomelli, J. W. Ochterski, P. Y. Ayala, K. Morokuma, G. A. Voth, P. Salvador, J. J. Dannenberg, V. G. Zakrzewski, S. Dapprich, A. D. Daniels, M. C. Strain, O. Farkas, D. K. Malick, A. D. Rabuck, K. Raghavachari, J. B. Foresman, J. V. Ortiz, Q. Cui, A. G. Baboul, S. Clifford, J. Cioslowski, B. B. Stefanov, G. Liu, A. Liashenko, P. Piskorz, I. Komaromi, R. L. Martin, D. J. Fox, T. Keith, M. A. Al-Laham, C. Y. Peng, A. Nanayakkara, M. Challacombe, P. M. W. Gill, B. Johnson, W. Chen, M. W. Wong, C. Gonzalez, J. A. Pople, *Gaussian 03, Revision A.1*, Gaussian, Inc., Pittsburgh, PA, **2003**.
- [14] a) I. Bach, K.-R. Porschke, B. Proft, R. Goddard, C. Kopiske, C. Kruger, A. Rufinska, K. Seevogel, *J. Am. Chem. Soc.* **1997**, *119*, 3773; b) S. C. A. H. Pierrefix, F. M. Bickelhaupt, *J. Phys. Chem. A* **2008**, *112*, 12816; c) M. D. Walter, G. Wolmershauser, H. Sitzmann, *J. Am. Chem. Soc.* **2005**, *127*, 17494.
- [15] Z.-X. Wang, P. v. R. Schleyer, *J. Am. Chem. Soc.* **2001**, *123*, 994.
- [16] Y. Pei, W. An, K. Ito, P. v. R. Schleyer, X. C. Zeng, *J. Am. Chem. Soc.* **2008**, *130*, 10394.

Received: June 3, 2010

Published Online: September 29, 2010